

THE PITTSBURG MICROPOLITAN AREA ECONOMIC REPORT

Pittsburg Emerges As A Consumer City

A NEW STUDY released by the Kansas Department of Revenue shows the City of Pittsburg is indeed a regional center for retail trade and consumer services. The study analyzed retail trade pull and found the income adjusted retail trade pull factor for Pittsburg was 1.67, meaning the population in Pittsburg would have to be 67 percent larger if all the consumption was local. Only one city in Kansas with more than 10,000 people had larger income-adjusted retail trade pull and that was Garden City. This finding is consistent with a recently released study by the National League of Cities (NLC), which shows Pittsburg has a city

character more consistent with a population in the 50,000-100,000 range. The NLC study analyzed economic, social, and geographic characteristics of cities nationwide.

There has been more than \$19 million invested in retail infrastructure in Pittsburg in the last three years according to the City of Pittsburg. Sales tax collections are up 6.5 percent in 2017 and the share of online retail sales out of local retail sales is only 1.3 percent, compared to 10.2 percent nationwide, which bodes well for local retailers. The Meadowbrook Mall is reporting steady growth over the last few years, with all the major anchors doing

well. The retail trade pull to Pittsburg is increasing. The new Kansas Crossing Casino is expected to attract more than 400,000 non-local visitors annually (in the long-term), and some of the casino visitors are bound to check out local retailers and visit downtown. Furthermore, a 2011 TranSystems study found that traffic on Highway 69 into Pittsburg is increasing about 25 percent every ten years and 100 percent compounded in 30 years. Additionally, a study done by the Hoffman Strategy Group/Jeff Green Partners in 2013 found there is over \$62 million in untapped potential retail sales in the Pittsburg retail trade pull area.

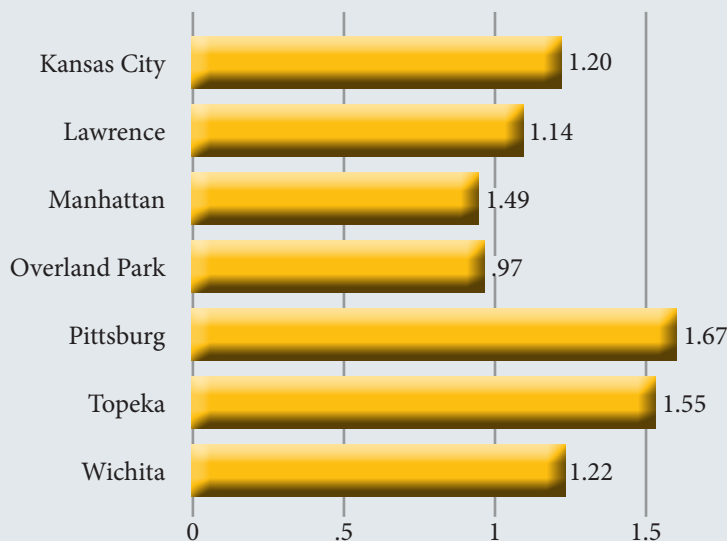
INSIDE

- Total Jobs & Payroll
- Unemployment
- Job Growth by Industry
- Payroll Growth by Industry
- Labor Force
- Taxable Sales
- Commercial & Residential Permits and Land Development
- Retail Space Market
- Bankruptcies
- Banks and Credit Unions
- Lodging Industry and more . . .



KELCE
COLLEGE OF BUSINESS
Pittsburg State University

Income Adjusted Retail Pull Factor Kansas Cities 2016



Source: Kansas Department of Revenue

FINDING THE RIGHT FIT IS HUMANLY POSSIBLE

At Manpower,[®] we match the potential of people to the ambitions of business to promote mutual success.

Contact us to explore the possibilities.

4007 Parkview Dr
Pittsburg, KS 66762
(620) 231-6644

manpower.com

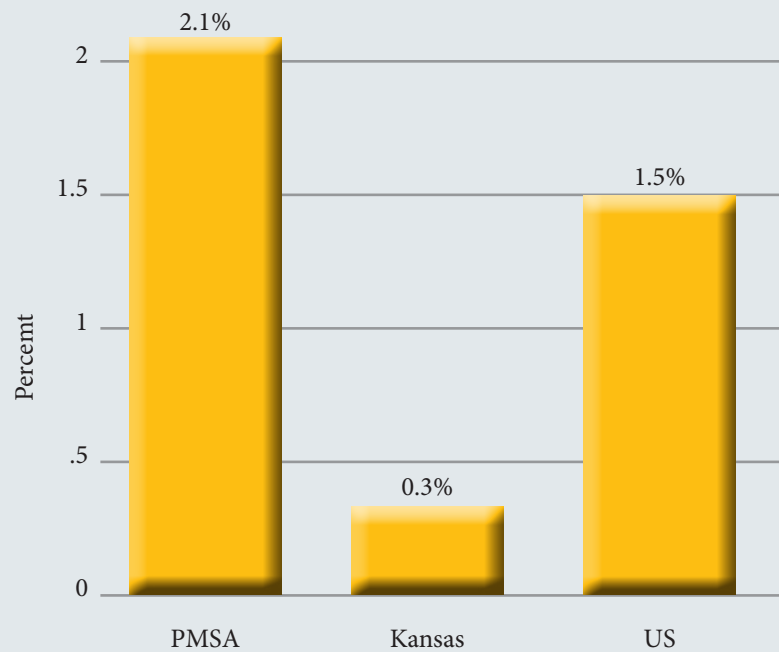


TOTAL JOBS

The national economy is picking up in 2017. The growth rate of real gross domestic product (GDP), adjusted for inflation, was 3.0 percent during the second quarter and is projected to be 2.3 percent in the third quarter (downgraded from 3.8 percent due to the economic impact of hurricanes Harvey and Irma on Florida and Texas).

The Pittsburgh Micropolitan Area economy is also seeing a significant spike in growth in 2017 and is now growing faster than both the statewide and national economies. The latest information from the Bureau of Labor Statistics (BLS) shows that the number of jobs increased to 17,150 in the Pittsburgh Micropolitan Area, up 2.1 percent (up 346 jobs) from the first quarter 2016. The number of jobs increased 2.8 percent in the goods-producing industries (up 87 jobs), 1.8 percent in the service-producing industries (up 168 jobs), 3.4 percent in federal government (up 3 jobs), and 8.2 percent in state government (up 94 jobs), and declined 0.2 percent in local government (down 5 jobs). The number of jobs increased to 1.4 million statewide during the period (up 0.3 percent) and 141.5 million nationwide (up 1.5 percent).

Job Growth Q1'16-Q1'17



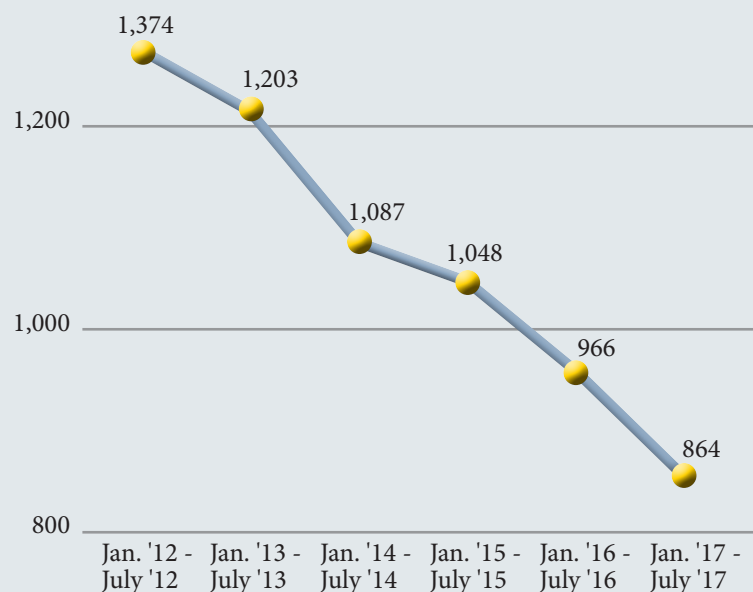
Source: Bureau of Labor Statistics

UNEMPLOYMENT

Unemployment continues to decline nationwide in 2017. The average unemployment rate was 4.6 percent in the Pittsburgh Micropolitan Area during the first seven months of the year (down from 5.1 percent during the same period last year), 3.9 statewide (down from 4.2 percent), and 4.6 percent nationwide (down from 5.0 percent). In July, unemployment was 5.0 percent in the Pittsburgh Micropolitan Area, (down from 5.7 in July 2016), 4.3 percent statewide (down from 4.8 percent), and 4.6 percent nationwide (down from 5.1 percent). The unemployment rate is likely to decline even more when the rebuilding begins in Texas, Florida, and Puerto Rico after the devastation left behind by the recent hurricanes.

In July the unemployment rate nationwide was 6.8 percent for people without a high school diploma, 4.5 percent for people with a high school diploma (no college), 3.9 percent for people with some college or associate's degree, and 2.6 percent for people with a baccalaureate degree or higher. The unemployment rate was 4.0 percent for Caucasians, 7.8 percent for African Americans, 4.0 percent for Asian Americans, and 5.3 percent for Hispanics.

Number of People Unemployed Pittsburg Micropolitan Area



Source: Bureau of Labor Statistics

Job Growth By Industry Pittsburg Micropolitan Area, Q1'16-Q'17



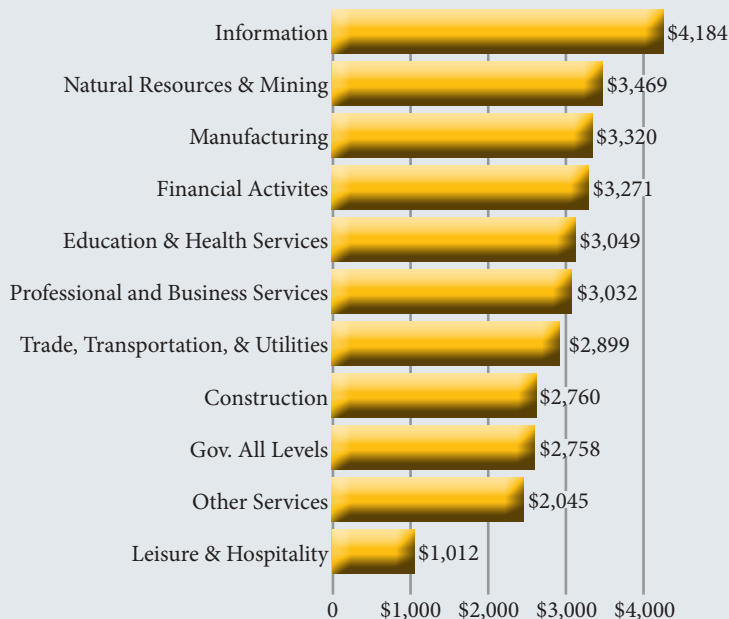
Source: Bureau of Labor Statistics

JOB GROWTH BY INDUSTRY

The fastest growing industry nationwide during the first quarter was the Construction Industry, posting a 3.2 percent growth compared to the same quarter in 2016, while the fastest growing industry in Kansas was Leisure and Hospitality, with 1.3 percent growth.

The majority of industries in the Pittsburg Micropolitan Area are growing. In the first quarter (latest available) Leisure and Hospitality posted 1,976 jobs, up 215 jobs (up 12.2 percent) from the first quarter 2016, followed by Manufacturing, with 2,624 jobs, up 111 jobs (up 4.4 percent); Government all levels, with 4,391 jobs, up 91 jobs (up 2.1 percent); Professional and Business Services, with 1,285 jobs, up 16 jobs (1.3 percent); Education and Health Services, with 2,366 jobs, up 14 jobs (up 0.6 percent); and Natural Resources and Mining, with 97 jobs, up nine jobs (up 9.8 percent). Trade, Transportation, and Utilities posted 3,044 jobs, down six jobs (down 0.2 percent); Information posted 242 jobs, down nine jobs (down 3.6 percent); Other Services (auto repair, dry cleaners, religious services, etc) posted 227 jobs, down 30 jobs (down 11.7 percent); Financial Activities posted 478 jobs, down 32 jobs (down 6.3 percent); and Construction posted 82 jobs, down 33 jobs (down 7.2 percent).

Average Monthly Wages By Industry Pittsburg Micropolitan Area, Q1'17



Source: Bureau of Labor Statistics

INCOMES BY INDUSTRY

During the first quarter, the industry posting the highest average monthly wage in the Pittsburg Micropolitan Area was the Information industry, with \$4,184 in monthly average wages and a quarterly payroll of \$3 million followed by Natural Resources and Mining, with a monthly average wage of \$3,469 and a quarterly payroll of \$1 million; Manufacturing, with a monthly average wage of \$3,320 and a quarterly payroll of \$26 million; Financial Activities, with a monthly average wage of \$3,271 and a quarterly payroll of \$4.7 million; Education and Health Services, with a monthly average wage of \$3,049 and a quarterly payroll of \$21.6 million; Professional and Business Services, with a monthly average wage of \$3,032 and a quarterly payroll of \$11.7 million; Trade, Transportation, and Utilities, with a monthly average wage of \$2,899 and a quarterly payroll of \$26.5 million; Construction, with a monthly average wage of \$2,760 and a quarterly payroll of \$3.5 million; Government (all levels), with a monthly average wage of \$2,758 and a quarterly payroll of \$36 million; Other Services, with a monthly average wage of \$2,045 and a quarterly payroll of \$1.4 million; and Leisure and Hospitality, with a monthly average wage of \$1,012 and a quarterly payroll of \$6 million.

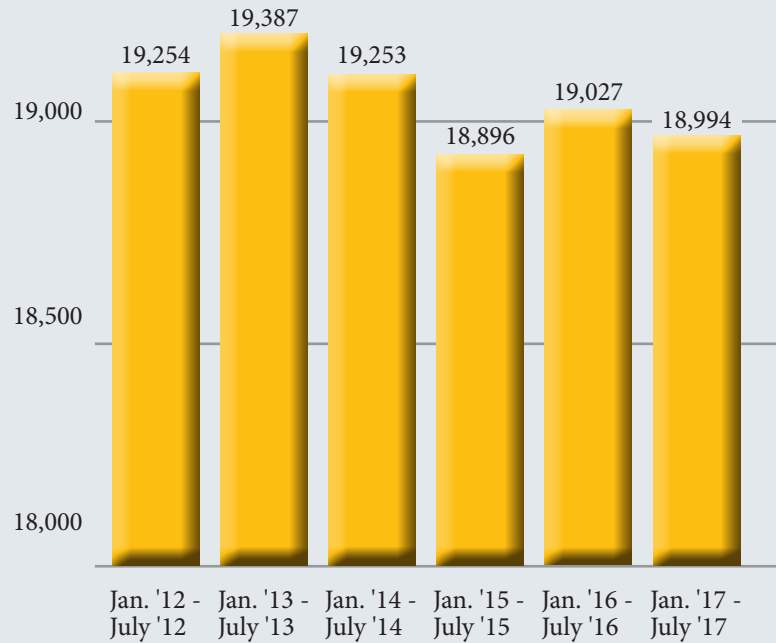
LABOR FORCE

During the first seven months of the year, the average labor force was 18,994 in the Pittsburgh Micropolitan Area (down 0.2 percent compared to the same period last year), 1.5 million statewide (down 0.3 percent), and 160.2 million nationwide (up 0.8 percent). In July the labor force stood at 19,200 in the Pittsburgh Micropolitan Area (up 0.5 percent from July 2016), 1.5 million statewide (up 0.1 percent), and 161.9 million nationwide (up 0.8 percent).

The labor force participation rate nationwide increased to 63.5 percent in July (still well below July 2007). It was 46.5 percent for people without a high school diploma, 57.4 percent for people with a high school diploma (no college), 65.4 percent for people with some college or an associate's degree, and 73.4 percent for people with a baccalaureate degree or higher. The labor force participation rate was 63.3 percent for Caucasians, 63.0 percent for African Americans, 64.5 percent for Asian Americans, and 66.8 for Hispanics.

A new labor market study released by Georgetown University found that the highest paid jobs for people without a baccalaureate degree were in Manufacturing, followed by Financial and Consulting Business Services.

Labor Force Pittsburg Micropolitan Area



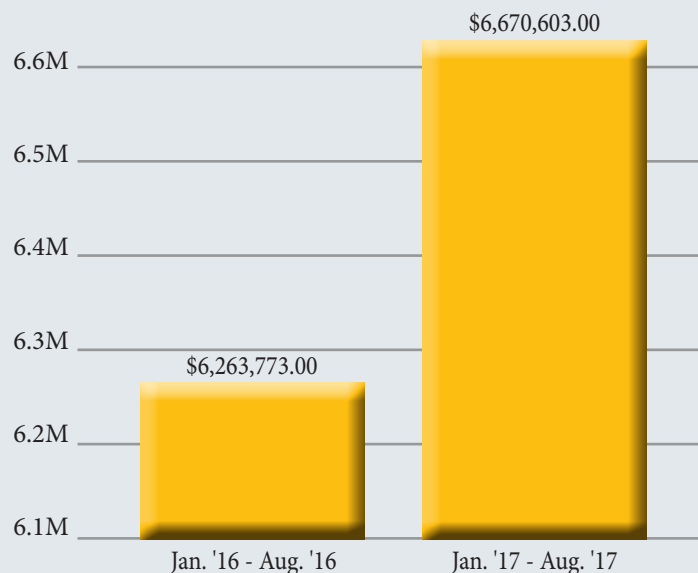
Source: Bureau of Labor Statistics

TAXABLE SALES

Nightly Business Report predicts that retail sales nationwide will pick up significantly and be robust for the rest of the year. It also projects a vibrant Christmas retail season, with Christmas sales exceeding \$1 trillion for the first time. This prediction is consistent with a recent evaluation by the Strategic Resource Inside Group (retail advisers), which says that retail stocks nationwide are undervalued.

Local retail sales are also doing well. The City of Pittsburgh reports that taxable sales collections increased to \$6.7 million for the first eight months of 2017, up 6.5 percent from the same period last year. This is a good indicator of increased optimism among local consumers. Retail sales in the Pittsburgh Micropolitan Area are projected to increase 2.3 percent in 2017. Furniture and home furnishing store retail sales are expected to increase 9.3 percent, followed by electronics and appliance store retail sales, expected to increase 7.4 percent; general merchandise store retail sales, expected to increase 3.2 percent; health and personal care retail sales, expected to increase 3.1 percent; and all other types of retail sales, expected to increase 1.8 percent.

Growth in Sales Tax Collections City of Pittsburgh



Source: Kansas Department of Revenue

New Single Family Permits City of Pittsburgh



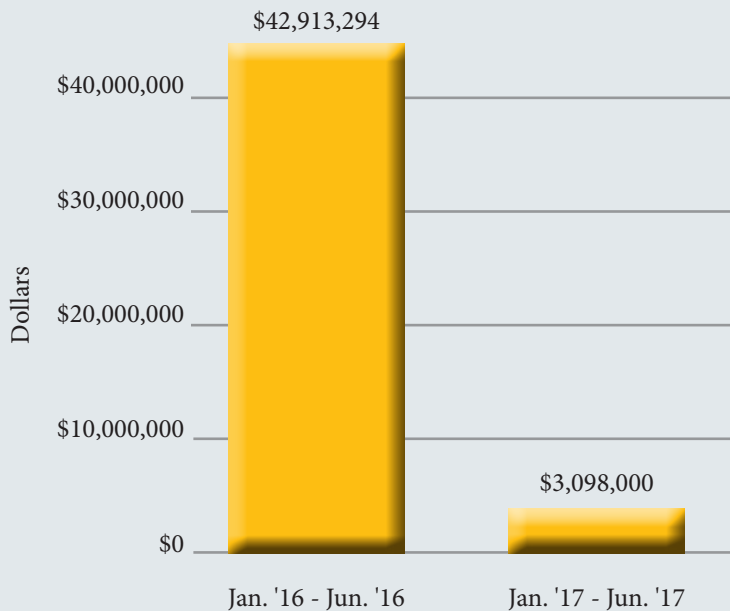
Source: City of Pittsburgh

RESIDENTIAL PERMITS

Home sales are picking up significantly in the Pittsburgh area, according to the Pittsburgh Area Board of Realtors. During the first eight months of 2017, 320 homes were sold in the Pittsburgh area, up 41 homes (14.7 percent) from the same period last year. The average sales price was \$96,116 (down 4.5 percent), and the median selling price was \$75,000 (same as last year).

Homes in the Pittsburgh area are furthermore selling more quickly in 2017, with the average home staying on the market 145 days (down 11 days), and the median home on the market for 89 days (down 10 days). The City of Pittsburgh is also currently implementing new programs in order to facilitate for more flexible local housing supply. Six new building permits were issued for new single family construction in the City of Pittsburgh during the first six months, for a stated value of \$729,000 (up 20.5 percent from the first six months last year); no permits were issued for multifamily construction (down from \$922,500); and 31 permits were issued for additions, alterations, and conversions, for a stated value of \$615,476 (down 31.3 percent).

New Commercial Permits City of Pittsburgh



Source: City of Pittsburgh

COMMERCIAL PERMITS

Pittsburgh had a record year for commercial construction in 2016, with the \$80 million Kansas Crossing Casino being the most prominent project. The City of Pittsburgh reports that two new commercial permits were issued during the first six months of the year, for a stated value of \$3 million (down 92.8 percent from the first six months last year), and 52 permits were issued for additions, alterations, and conversions, for a stated value of \$2.7 million (down 27.2 percent). Overall, 54 permits were issued by the City of Pittsburgh for commercial construction, for a stated value of \$5.8 million (down 87.6 percent).

The construction boom has included several new restaurants and retail stores. The newest additions to the Pittsburgh area restaurant scene are a 5,000 square foot Colton's Steakhouse on the northwest corner of Atkinson Road and Parkview Drive and a 3,205 square foot Jimmy's Egg breakfast restaurant on North Broadway. The newest major retailer is Tractor Supply, which opened a 19,097 square foot building at North Broadway and West 28th Street.

OFFICE SPACE MARKET

Pittsburg is a regional center for office and business services such as bookkeeping, payroll, office administrative and medical services. North Broadway (the main thoroughfare with the highest traffic count) saw the median gross average office space rent increase to \$11.5 per square foot in 2017 and \$9.0 per square foot on South Broadway. According to Demographics Now (latest information), there are 82 depository institutions and non-depository credit establishments in the City of Pittsburg, employing 495 people; 78 health service establishments, employing 1,349 people; 34 business services establishments, employing 391 people; 34 personal services establishments, employing 116 people; 30 social services establishments, employing 530 people; 24 real estate establishments, employing 90 people; 20 legal service establishments, employing 88 people; 19 engineering, accounting, research, and management service establishments, employing 136 people; 19 insurance agents, brokers, and insurance carrier establishments, employing 52 people; 13 communications and utilities establishments, employing 318 people; five security, commodity, and investment brokers and dealers, employing 21 people.

Median Gross Office Space Rental Rates City of Pittsburg - September 2017



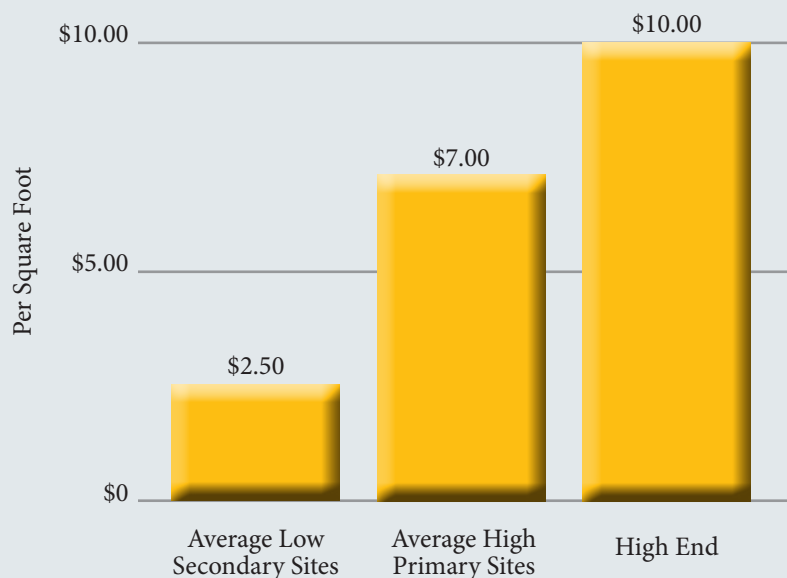
Source: Jones Heritage Realtors

COMMERCIAL & MULTI FAMILY LAND VALUES

The widening of Highway 69 from Fort Scott to Arma will provide Pittsburg with access to a four-lane highway all the way to Kansas City, and will connect Pittsburg to the interstate system. A 2011 TranSystems study of the U.S. 169 corridor concluded that the widening would benefit the region significantly. The study found that traffic through the area is increasing above historical norms or about 2.4 percent per year compounded, which indicates that the traffic volume increases about 25 percent in ten years and 100 percent in 30 years. This widening will also make the Pittsburg Micropolitan Area more attractive for business relocation of large manufacturing firms that produce for the national market and other firms that are regional or national in scope.

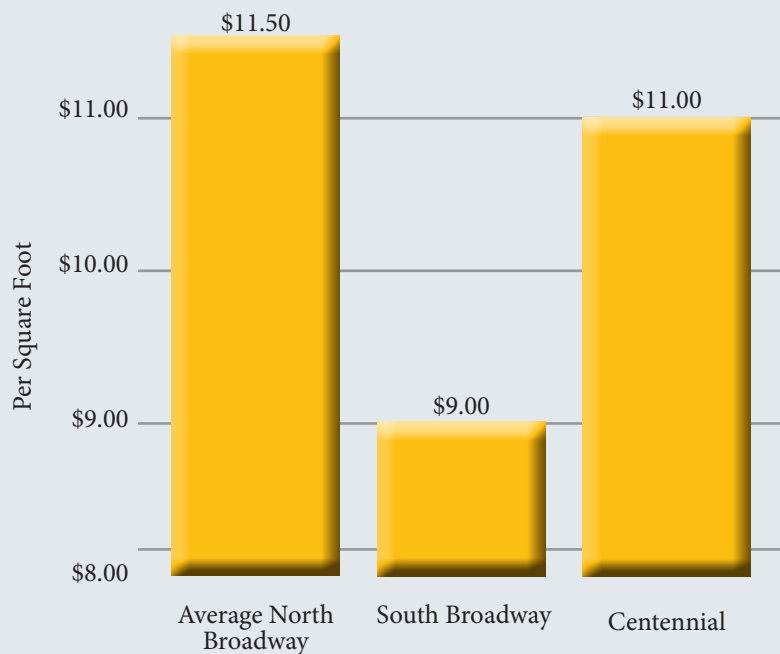
The widening will have positive overall impact for local commercial land values, which now average \$2.5 per square foot at secondary sites, according to Jones Heritage Realtors, increase to an average high of \$7 at primary sites and an average of \$10 for high-end sites.

Commercial Land Values Per Sq. Ft Pittsburg Area - January 2017



Source: Jones Heritage Realtors

Median Net Office Space Rental Rates City of Pittsburg - September 2017



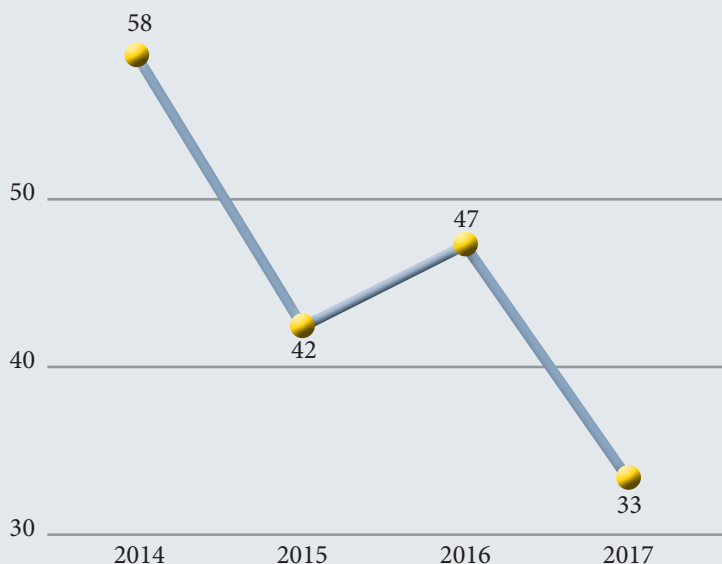
Source: Jones Heritage Realtors

RETAIL SPACE MARKET

The City of Pittsburg is a regional center for retail trade and consumer services in Southeast Kansas. The local retail space market is relatively healthy, according to Jones Heritage Realtors. North Broadway (the main thoroughfare with the highest traffic count) saw the median net average retail space rent increase to \$11.5 per square foot in 2017, \$11.0 per square foot on Centennial (where the Meadowbrook Mall is located) and \$9.0 per square foot on South Broadway.

Overall, Pittsburg is home to 162 retail establishments, which provide 2,040 jobs, according to the latest information from Demographics Now. There are 48 eating and drinking establishments, employing 797 people; 15 automotive dealers and gasoline service establishments, employing 81 people; 13 apparel and accessory retail establishments, employing 69 people; ten home furniture, furnishings, and equipment retail establishments, employing 86 people; ten food retail establishments, employing 83 people; eight general merchandise retail establishments, employing 487 people; eight building materials, hardware, and garden supply retail establishments, employing 198 people; 52 other retail establishments, employing 240 people; and 36 wholesale establishments, employing 459 people.

Bankruptcies 12 Months Ending June 2016 - 12 Months Ending June 2017 Pittsburg Micropolitan Area



Source: US Bankruptcy Courts

BANKRUPTCIES

The economy is getting better, and household finances are improving nationwide, according to the Wall Street Journal. Total household net worth as a share of personal disposable income increased to 639 percent in the first quarter and rose by \$1.6 trillion between January and March. Furthermore, the total value of stocks and mutual funds owned by households increased \$487 billion during the first quarter of 2017, and household debt as a share of disposable income declined to 106.5% at the end of first quarter, the lowest in more than a decade. Bankruptcies are also declining nationwide. There were 772,594 personal bankruptcies filed nationwide during the 12 month period ending in June 2017 (down 2.7 percent) and 23,443 business bankruptcies (down 7.1 percent). However, bankruptcies are on the rise in Kansas. There were 6,596 bankruptcies filed statewide during the period (up 5.2 percent) and 182 business bankruptcies (down 26.9 percent.) Local bankruptcies have declined significantly, with 32 personal bankruptcies filed during the period (down 28.9 percent) and only one business bankruptcy (down 50.0 percent from the previous period).



WE UNDERSTAND SMALL BUSINESS

Arvest helps businesses manage money, improve cash flow and realize their growth potential. Our professionals get to know you and learn how to help your business succeed, so you'll always know where to turn – Arvest Bank.

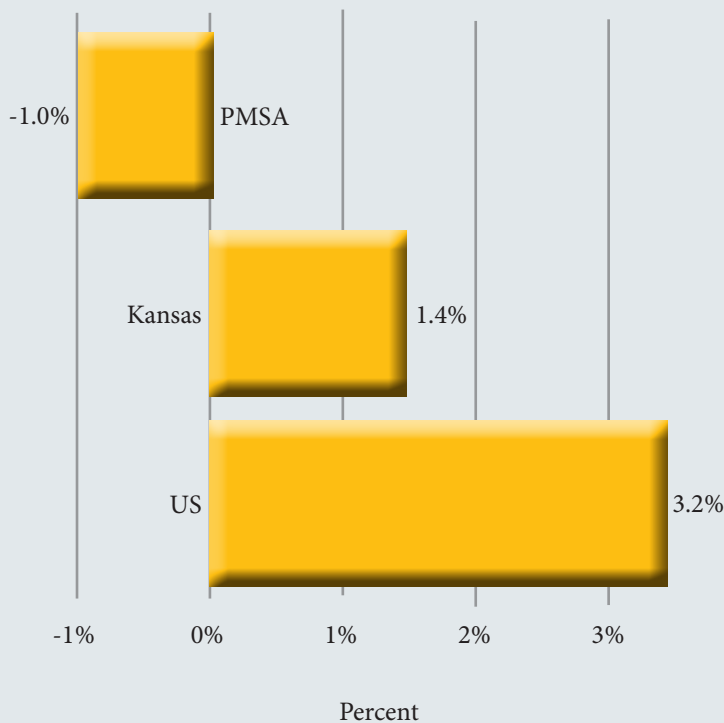
arvest.com/business
(620) 231-2320

ARVEST[®]
BANK

Member FDIC

Growth in Total Assets

Banking Industry June '16 - June '17



Source: Federal Deposit Insurance Corporation

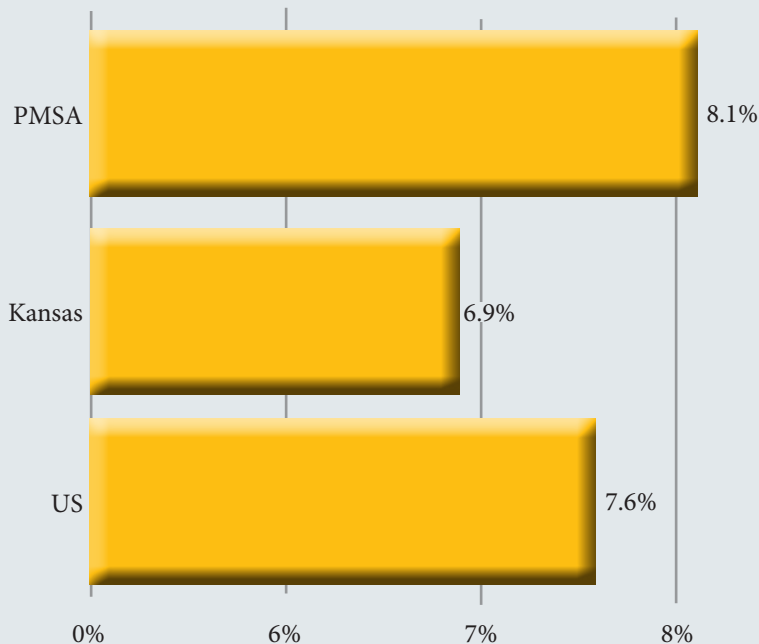
BANKING INDUSTRY

Banks with headquarters in the Pittsburgh Micropolitan Area posted \$728.2 million in total assets at the end of June (down 1.0 percent), \$489.0 million in net loans and leases (down 0.7 percent), \$3.4 million in net income (down 11.4 percent), and \$12.7 million in noncurrent loans and leases (up 137.7 percent). The statewide industry posted \$68.2 billion in total assets (up 1.4 percent), \$43.9 billion in net loans and leases (up 3.1 percent), \$364.1 million in net income (down 1.1 percent), and \$343.0 million in noncurrent loans and leases (down 2.5 percent.) Banks nationwide posted \$17.1 trillion in total assets during the period (up 3.2 percent), \$9.3 trillion in net loans and leases (up 3.8 percent), \$92.1 billion in net income (up 11.6 percent), and \$116.6 billion in noncurrent loans and leases (down 14.5 percent).

Community banks nationwide are rebounding and did well during the second quarter. This is good news for smaller communities because community banks are more vested in the community. The nation's 5338 community banks saw an increase in the average net-interest margin (the difference between interest paid and interest earned) and reported an increase in net income of 8.5 percent during the quarter. Overall, 62 percent of all community banks saw their net income increase.

Growth in Total Assets

Credit Union Industry June '16 - June '17



Source: National Credit Union Administration

CREDIT UNIONS

The local credit union industry continues to do well in 2017. Credit unions with headquarters in the Pittsburgh Micropolitan Area reported total assets of \$92.5 million at the end of June (up 8.1 percent from the same period last year), \$69.0 million in net loans and leases (up 12.9 percent), \$478,511 in net operating income (up 62.2 percent), and \$159,274 in delinquent loans and leases (down 47.8 percent). The statewide industry reported total assets of \$9.8 billion (up 6.9 percent), net loans and leases of \$6.9 million (up 9.2 percent), net operating income of \$28.5 million (down 7.6 percent), and delinquent loans and leases of \$56.6 million (up 25.2 percent).

Credit unions nationwide with more than \$1 billion in assets had the highest growth in membership during the period, but credit unions with less than \$50 million in assets saw a decline in membership. However, the nationwide industry is growing at a healthy rate, reporting total assets of \$1.4 trillion (up 7.6 percent), net loans and leases of \$923.3 billion (up 10.8 percent), net operating income of \$5.1 billion (up 6.9 percent), and delinquent loans and leases of \$6.9 billion (up 10.8 percent.)

Pittsburg Micropolitan Area Business Summary

	2016 Jobs	Percent	2016 Establishments	Percent	Average Employee size
Forestry, & Fishing	205	1.4%	59	4.3%	3.5
Mining	27	0.2%	4	0.3%	6.8
Construction	580	3.9%	77	5.6%	7.5
Manufacturing	1,942	13.1%	62	4.5%	31.3
Transportation, Communications, Elec., Gas, Etc.	1,062	7.2%	69	5.1%	15.4
Wholesale Trade	633	4.3%	63	4.6%	10.0
Retail Trade	2,877	19.5%	261	19.1%	11.0
Finance, Insurance, & Real Estate	524	3.5%	110	8.1%	4.8
Services	5,885	39.8%	603	44.2%	9.8
Public Administration	1,048	7.1%	56	4.1%	18.7
TOTALS	14,783	100%	1,364	100%	

Population Demographics

	2010 Census	Percent	2016 Estimates	Percent
Total Population	39,134		39,584	
Population Density (Pop/Sq Mi)	66.36		66.53	
Total Households	15,729		15,952	
Population by Gender:				
Male	19,421	49.2%	19,831	50.1%
Female	19,713	50.4%	19,753	49.9%

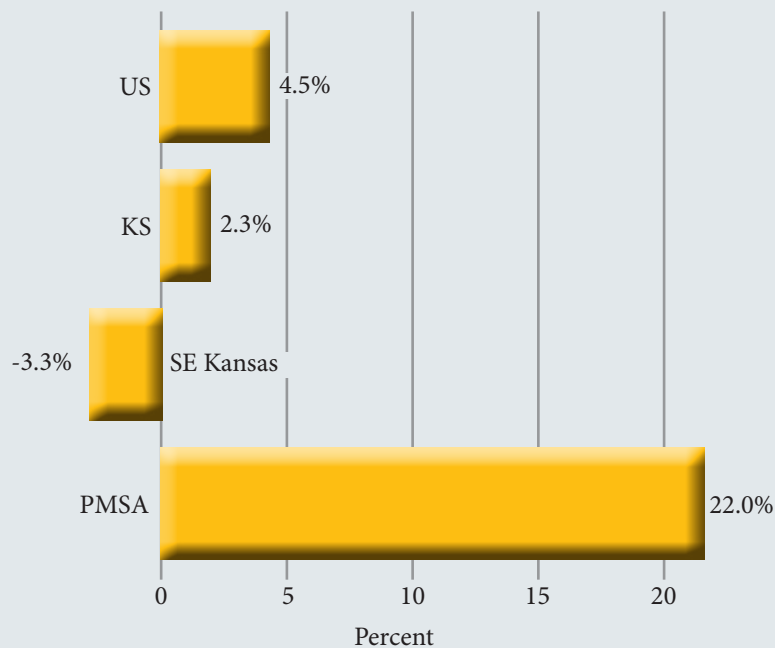
Annual Mean Wages for Southeast Kansas - 2016

Accountants and Auditors	\$62,550	Human Resources Specialists	\$50,960
Architecture and Engineering	\$71,870	Insurance Sales Agents	\$35,990
Cashiers	\$19,440	Janitors and Cleaners	\$23,110
Chefs and Head Cooks	\$32,050	Lawyers	\$74,660
Childcare Workers	\$18,210	Librarians	\$37,060
Civil Engineers	\$73,020	Loan Officers	\$60,710
Clergy	\$42,210	Nursing Assistants	\$22,100
Computer Systems Analysts	\$64,650	Office and Administrative Support	\$30,200
Construction Laborers	\$32,820	Personal Care and Service	\$20,890
Court, Municipal, and License Clerks	\$30,920	Police and Sheriff's Patrol Officers	\$37,420
Dental Assistants	\$30,770	Postal Service Mail Carriers	\$48,100
Dental Hygienists	\$66,270	Public Relations Specialists	\$34,800
Editors	\$44,830	Receptionists and Information Clerks	\$25,310
Electricians	\$48,610	Registered Nurses	\$52,180
Farmworkers	\$25,280	Social Workers	\$41,870
Financial Managers	\$102,110	Teachers and Instructors	\$42,340
Firefighters	\$35,910	Tellers	\$23,370
Fitness Trainers and Aerobics Instructors	\$36,100	Transportation and Material Moving	\$31,940
Graphic Designers	\$36,330	Waiters and Waitresses	\$19,100
Home Health Aides	\$22,770	Welders, Cutters, Solderers, and Brazers	\$40,890

Source: Demographics Now

Growth in Total Revenue

Lodging Industry
Jan '16-Aug '16 to Jan '17-Aug '17



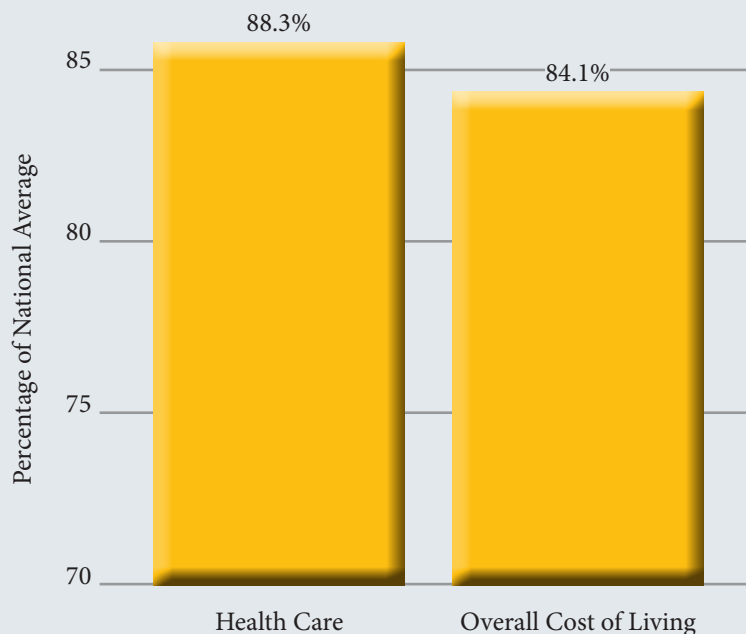
Source: Smith Travel Research

LODGING INDUSTRY

The national lodging industry's occupancy rate increased to 67.1 percent during the first eight months (up from 66.8 percent during the same period last year), with an average daily room rate of \$127.0 (up 2.1 percent) and total revenue of \$105.7 billion (up 4.5 percent). Upscale properties had the highest average occupancy of 74.9 percent (down from 75.4 percent) and an average daily room rate of \$140.4 (up 1.2 percent), followed by upper upscale with an average occupancy of 75.4 percent (down from 75.6 percent) and an average daily room rate of \$181.5 (up 1.4 percent). The average occupancy rate in Kansas was 57.4 percent during the period (down from 57.9 percent), with an average daily room rate of \$87.6 (up 2.5 percent) and total revenue of \$555.5 million (up 2.3 percent); in Southeast Kansas, the average occupancy was 49.3 percent (down from 51.7 percent), with an average daily room rate of \$69.6 (up 1.6 percent) and total revenue of \$9.7 million (down 3.3 percent); and the average occupancy was 53.5 percent in the Pittsburg Micropolitan Area (down from 54.0 percent), with an average daily room rate of \$82.7 (up 2.8 percent) and total revenue of \$5.0 million (up 22 percent).

Cost of Living Compared to the National Average

Pittsburg Micropolitan Area - Q2 '17



Source: The Center for Regional Economic Competitiveness

QUALITY OF LIFE & COST OF LIVING

One of the most important indicators for quality of life is access to quality health care. Healthcare is both relatively affordable and accessible in the Pittsburg Area. The Council of Community and Economic Research reports that health care costs in Pittsburg were only 88.3 percent of the national average during the second quarter of 2017. Pittsburg's Via Christi hospital, with seventy-five beds in a 401,000 square foot facility, features a Level III Trauma Center and a new 40,000 square foot Surgery Center with state-of-the-art technology. Joplin-based Freeman Health System also has a significant presence in Pittsburg. Freeman Physician Group of Pittsburg includes specialists in orthopedics and sports medicine, podiatry, reconstructive surgery, pulmonary medicine, pain medicine, endocrinology, general surgery, nephrology, gynecology, gastroenterology, otolaryngology, and cardiology. The cardiology clinic includes Joplin-based Dr. Vetsch, a renowned heart surgeon who performs over 800 surgeries a year and provides the highest level of cardiac care.

BUSINESS HIGHLIGHTS

BLOCK 22 UNDERWAY

The city of Pittsburg and Pittsburg State University have engaged in a project set to revitalize the historic downtown corner of 4th Street and Broadway Avenue – an intersection known for its landmark existence as the city's original economic hub. Deemed the Block22 project, the redevelopment project involves renovating four mostly-empty historic buildings – the Commerce Building, vacant former National Bank building, and two other neighboring historic dwellings – to give them a new lease on life as mixed-use learning, housing, commerce space and business incubator facilities

On April 25, the city, PSU and representatives from the Vecino Group held a groundbreaking to celebrate the project's official inception. "The ceremonial groundbreaking is an exciting milestone as we officially begin construction of the Block22 development," Shawn Naccarato, executive director of PSU's Center for Business and Innovation Development, told Joplin Regional Business Journal.

The estimated total cost of Block22 is \$18 million. The city of Pittsburg is investing \$1.5 million and PSU \$1 million. The university is planning to conduct a fundraiser to cover its promised portion of the project costs. Block22 is scheduled to open in August 2018.
Stacey Lindsay, Joplin Regional Business Journal, May 8, 2017

MID CITY RENAISSANCE PROJECT READY TO GO IN PITTSBURG

After 16 months of planning, the city of Pittsburg has a final version of its proposed Mid City Renaissance Project.

The Mid City Renaissance project is a revitalization plan for about 380 acres in the heart of Pittsburg. It will redevelop the land occupied by the old, unused Dickey Clay buildings, and the surrounding area between Joplin and Rouse.

City officials say Pittsburg residents should have a lot of pride in this proposal, because of the large amount of input they had in it. They helped come up with ideas like a solar field, with the ability to provide clean energy to up to 1000 Pittsburg homes. New residential areas, a recreation facility, parks and baseball fields, and a connecting trail system, all are part of the proposal.

"One of the main things the public was looking for in this redevelopment was connecting the community. It's central to our city and it will be a way for the community to come together," says Byers.

Once the City Commission has signed off on the final version of the Mid City Renaissance Project, Pittsburg will be able

to apply for a grant from the EPA and other agencies, to make the project a reality.

Mike Mahoney, KOAM-TV, May 25, 2017

BMO HARRIS BANK AWARDS \$458,000 TO CRAWFORD COUNTY PROJECTS

In 1994, Pittsburg citizens William B. Pritchett and Athlyn C. Pritchett worked together to form what would become The Pritchett Trust. This trust was developed in order to better Crawford County and benefit its inhabitants by providing financial grants to local schools, service organizations, and more. In the past twenty years since being introduced, the trust has donated over \$8.8 million to local organizations.

This year, grants awarded have been used to replace the roof of the Crawford County Historical Museum, as well as the Safehouse Crisis Center in order to renovate their kitchens. With a grant of \$50,000, the City of Pittsburg plans to link the Pittsburg State University Trail with the Pitsco Sunflower Trail in order to increase connectivity throughout Pittsburg.
Chance Hoener, The Morning Sun, September 7th, 2017

PSU KELCE COLLEGE OF BUSINESS RECEIVES \$300K DONATION COURTESY OF GIRARD NATIONAL BANK

Formed in 1977, and now being depicted as among the world's top 5 percent of business colleges, Kelce College of Business has begun preparing for a historic overhaul.

With plans for an extensive renovation of the building, Kelce has begun accepting donations and working to raise money to gather the estimated \$18 million required. This September of 2017 in Russ Hall located on PSU's campus, a myriad of banking and school officials gathered for Girard National Bank's presentation of \$300k to aid the project.

CEO of Girard National Bank, Mark Shifferdecker, recalls hearing of the planned Kelce Renovations, and claims they were "immediately intrigued and excited." Shifferdecker views this renovation as a method to ward off "brain drain" by keeping PSU graduates in the area, to work and open new businesses.

Patrick Richardson, The Morning Sun, September 21st, 2017

CREIGHTON UNIVERSITY'S MID-AMERICA ECONOMIC SURVEY SUGGESTS SUBSTANTIAL GROWTH

Overseen by Creighton University, business supply managers located in nine Midwest and Plains states, are surveyed regarding business operations monthly.

In August, The Mid-America Business Conditions Index increased to 57.5, from 56.1 in July. Developers of the survey

suggest that a score above 50, references business operations showing growth in that factor. Another factor, The Business Confidence Index, reporting at 62.3 in June, 60.2 in July, and now following that with an increase to 62.5 in August, the region's strong profit growth, low interest rates, and international sales suggest a boosted economic outlook among the region's business supply managers.

The Associated Press, The Morning Sun, September 5th, 2017

DOWNTOWN PITTSBURG HOSTS 27TH ANNUAL LITTLE BALKANS DAY

Centered in the lively downtown area of Pittsburg, Kansas, the 27th annual Little Balkans Day was a success for officials and attendees alike.

With temperatures over 100 degrees, the Little Balkans Day board members report attendance in the thousands, believing to have set a new record for attendance. With events ranging from a vintage fashion show to a spaghetti eating contest, the activities proved to attract a record-breaking crowd. Alongside these, the annual Little Balkans Chili Contest attracted many chili-passionate contenders, as well as those taking part to raise money for the contest's charity, Habitat for Humanity.

Little Balkans Day 2017 provided an lively environment for the downtown area of Pittsburg, and will continue to do so for years to come.

William Klusener, The Morning Sun, September 4th, 2017

Pittsburg Micropolitan Area Economic Report

is written and produced by:

Dr. Michael Davidsson
Writer and Editor

Dr. Janet Zepernek
Contributing Editor/Proofreading

Mr. David Oldham
Art Director/Layout

Mr. Matthew Riley
Ms. Haley Hazem
Economic Development Assistants

with support and direction from

Kelce College of Business
Pittsburg State University

Thanks to our local corporate sponsors

- Manpower
- Arvest Bank
- Freeman Heart and Vascular Institute
- Meadowbrook Shopping Complex

PITTSBURG MICROPOLITAN AREA EMPLOYMENT TRENDS

	Number of Jobs Q1 2016	Number of Jobs Q1 2017	Average Weekly Wages Q1 2016	Average Weekly Wages Q1 2017	Average Jobs Growth	Average Weekly Wages Growth
TOTAL, ALL INDUSTRIES	16,804	17,150	\$604	\$636	2.1%	5.3%
Accounting and bookkeeping services	71	70	\$567	\$640	-0.5%	12.9%
All other specialty trade contractors	38	33	\$586	\$524	-13.0%	-10.6%
Auto parts, accessories, and tire stores	94	100	\$449	\$398	5.7%	-11.4%
Automobile dealers	104	113	\$700	\$685	9.0%	-2.1%
Automotive body, interior, and glass repair	34	32	\$555	\$664	-6.9%	19.6%
Automotive mechanical and electrical repair	39	37	\$552	\$561	-5.1%	1.6%
Child day care services	118	122	\$340	\$304	3.7%	-10.6%
Commercial banking	203	208	\$866	\$850	2.3%	-1.8%
Commercial building construction	66	57	\$627	\$743	-13.2%	18.5%
Electronics and appliance stores	118	60	\$472	\$451	-48.9%	-4.4%
Elementary and secondary schools	1,926	1,918	\$490	\$498	-0.4%	1.6%
Exterminating and pest control services	23	23	\$380	\$382	0.0%	0.5%
Fuel dealers	16	23	\$484	\$630	43.8%	30.2%
Full-service restaurants	654	760	\$211	\$214	16.3%	1.4%
Furniture stores	24	21	\$498	\$554	-13.7%	11.2%
General freight trucking	104	102	\$825	\$975	-1.3%	18.2%
Grain and field bean merchant wholesalers	55	59	\$809	\$761	7.3%	-5.9%
Home furnishings stores	59	62	\$509	\$495	6.3%	-2.8%
Home health care services	92	99	\$555	\$672	7.2%	21.1%
Insurance agencies and brokerages	47	48	\$563	\$690	2.1%	22.6%
Janitorial services	109	110	\$456	\$530	0.6%	16.2%
Landscaping services	22	30	\$290	\$301	37.9%	3.8%
Managing offices	320	270	\$939	\$1,090	-15.6%	16.1%
Masonry contractors	51	50	\$617	\$554	-2.6%	-10.2%
Motorcycle, boat, and other vehicle dealers	34	35	\$622	\$614	3.0%	-1.3%
Nonresidential masonry contractors	41	36	\$674	\$603	-12.9%	-10.5%
Nursing care facilities, skilled nursing	355	369	\$428	\$439	4.1%	2.6%
Office administrative services	147	166	\$820	\$1,035	12.9%	26.2%
Offices of dentists	108	99	\$941	\$955	-8.3%	1.5%
Offices of optometrists	37	38	\$460	\$469	1.8%	2.0%
Offices of physicians, except mental health	123	137	\$852	\$821	11.1%	-3.6%
Personal care services	38	36	\$356	\$390	-6.1%	9.6%
Pharmacies and drug stores	66	59	\$586	\$631	-11.1%	7.7%
Plumbing and hvac contractors	50	39	\$565	\$562	-21.5%	-0.5%
Postal service	61	64	\$822	\$824	4.9%	0.2%
Printing	430	452	\$801	\$780	5.1%	-2.6%
Services for the elderly and disabled	229	224	\$344	\$368	-2.2%	7.0%
Solid waste collection	27	30	\$403	\$474	9.9%	17.6%
Supermarkets and other grocery stores	356	318	\$374	\$432	-10.9%	15.5%
Tire dealers	36	39	\$646	\$500	9.3%	-22.6%

Source: Bureau of Labor Statistics

Expert Cardiovascular and Thoracic Surgeon CLOSE TO HOME

Ray Vetsch, MD, FACS, FACC, FCCP
Cardiovascular and Thoracic Surgery



When better matters, put your heart in his hands. Meet Raymond Vetsch, MD, FACS, FACC, FCCP, with Freeman Heart & Vascular Institute, a nationally recognized surgeon of human heart valve transplants and specializing in complex and innovative reconstructive valve procedures. He is a highly skilled surgeon who has pioneered new procedures and new techniques, such as minimally invasive surgical techniques for heart procedures that were previously only found at institutions in major metropolitan cities and major university hospitals.

As well as performing surgery, he diagnoses and treats diseases of the thorax (the chest), which may involve the heart, lungs and other organs in the chest. He also welcomes those seeking second opinions.

In Pittsburg, Dr. Vetsch provides personalized consultation and treatment for:


- **Coronary artery disease**
 - Coronary artery bypass surgery
- **Valvular disease**
 - Aortic valve disease/procedures
 - Mitral valve disease/procedures
- **Vascular disease**
 - Carotid stenosis
- **Peripheral vascular disease**
- **Pulmonary nodules**
- **Interstitial lung disease**
- **Renal disease**
 - AV fistulas
- **Other procedures performed in Joplin**

In addition to Pittsburg, Freeman cardiology and cardiovascular and thoracic surgery offices located in Joplin, Miami, Grove, Girard and Parsons.

1201 Centennial Drive, Pittsburg
620.308.7241
freemanhealth.com/heart

 **FREEMAN**
Health System
*Heart & Vascular
Institute*

Pittsburg State University
Department of Economics
1701 S. Broadway
Pittsburg, KS 66762



MEADOWBROOK SHOPPING COMPLEX

202 EAST CENTENNIAL - PITTSBURG, KS 66762

Congratulations
★★ **2017** ★★
THE MORNING SUN
READERS' CHOICE 2017
Best of Southeast Kansas

Maurices
1st Place Women's Clothing - 2nd Place Department Store
Westco
1st Place Furniture - 2nd Place Mattress Store
Mall Cinema
1st Place Family Amusement
Comeau
1st Place Jewelry
Hibbets
2nd Place Shoe Store
JC Penney
1st Department Store - Childrens Clothing
- Men's Clothing - 2nd Place Womens Clothing
The Buckle
2nd Place Men's Clothing
Cafe Del Rio
2nd Mexican Food
Gusano's
1st Pizza
The Mall Deli
1st place sandwich shop - All around restaurant
- Meal for the Money - 2nd Carryout

LEASING INFORMATION

J. Todd Ewing, VP/GM
(620) 231-9240 | (620) 231- 9259 FAX
pittsburgmail@meadowbrook.kscoxmail.com



MEADOWBROOK MALL

JCPenney	231-2300	Salts & Sweets.....	704-5369
Goody's.....	235-0147	GNC	231-1008
Pittsburg 8 Theater	232-2256	Regis Hairstylist	231-0100
Theater Arcade.....	232-2256	Claire's Accessories.....	231-1522
Maurices.....	231-1940	Fashion Nails	231-9141
The Buckle.....	231-0210	KS Drivers License.....	231-9141
The Mall Deli.....	231-7590	University Bank ATM..	231-4200
Cafe Del Rio	232-5895	Game Recycle	308-6855
Hibbett Sports.....	232-6760	Horizon Accessories...	687-3100
Bath & Body Works	232-6589		

**HOURS: MON-SAT 10AM TO 9PM
SUN 12-5PM**



WESTCO
231-8950



MEADOWBROOK COMMONS

Gusano's Pizzeria	308-5461	Advance America	231-4477
Commeau Jewelry Co.	231-2530	Mag-Lab	232-1900
Sally Beauty Supply.....	235-0417	Via Christi Home Med..	235-0327
OneMain Financial.....	235-0425	Via Christi Beh. Health..	231-1068
U.S. Recruiting Ofc	231-3600	SEK Urgent Care	231-8003
Hospices Compassus.....	232-9898		



MEADOWBROOK ANNEX

Edward Jones	231-8604
Herron Regional Dental	231-6400
Cryo & Chiropractic.....	308-6576

THE AREAS ORIGINAL ONE STOP SHOPPING SOURCE FOR 48 YEARS !!

www.meadowbrookcomplex.net
twitter.com/pittsburgmall